



LED TECHNOLOGY

7000 sqm
Illuminated area



ENGINE POWERED Line

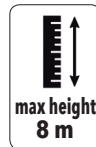


Operation: **ENGINE POWERED**
fuel tank capacity 80 litres
Kubota Z482

X-START
6X160W - LED - 8M



X-START

6X160W - LED - 8M



FEATURES

- Multi-directionally adjustable and tiltable floodlights
- 7 sections vertical tower 8 m, 340° rotatable
- Galvanized metalworks
- 80 µm powder coating
- Central lifting eye, forklift pockets for effective handling
- Plug & play, colour coded cables and connectors
- Guided main coiled cable to avoid damage during tower operation
- Control panel alarms for engine protection and fuel level indicator
- Circuit breaker for electrical protection against overload
- External emergency stop button
- Certified wind stability up to 80 km/h
- 5 height adjustable stabilizers
- On board levels for guidance during stabilization



Dimensions & weight	Dimensions min (mm)		Dimensions max(mm)		Total weight (kg)		
	1830x1370x2560 (LxWxH)		2320x2570x8000 (LxWxH)		695		
Floodlights	Type	Power (each)	Floodlights number	Illuminated area (sqm)			
	LED	160W	6	7000			
Mast	Lifting method	Max Height	Max Wind Speed	Rotation	Options		
	Manual	8 m	80 km/h	340°	Homologated road trailer		
Alternator	Model	Frequency (Hz)	Insulation class	Degree of protection	Single phase voltage	Auxiliary outlets	
	Synchronous	50	H	IP 23	3,5kVA - 230V	1 kVA	
Engine	Model	Fuel	r.p.m.	Tank capacity (l)	Consumption (l/h)	Running time	Noise level dB(A) at 7m
	Kubota Z482*	Diesel	1500	80	0,55	145 h	65

* May vary based on stock availability. However, Yanmar primary equivalent brand eventually will be used